


Install and Configure Windows 11

Over to You!



P1C5: Explore the Must-Have Features

Reminder of the Instructions

You handed over the Windows 11 virtual machine to your manager, who is very happy with your work! Because security is very important to the company, she has one final request.

On your manager's virtual machine, perform the following configurations:


- Install the KeePassXC password manager from the Microsoft Store
- Use Copilot to get a PowerShell command that checks the status of Windows Defender Firewall

Suggested Answer

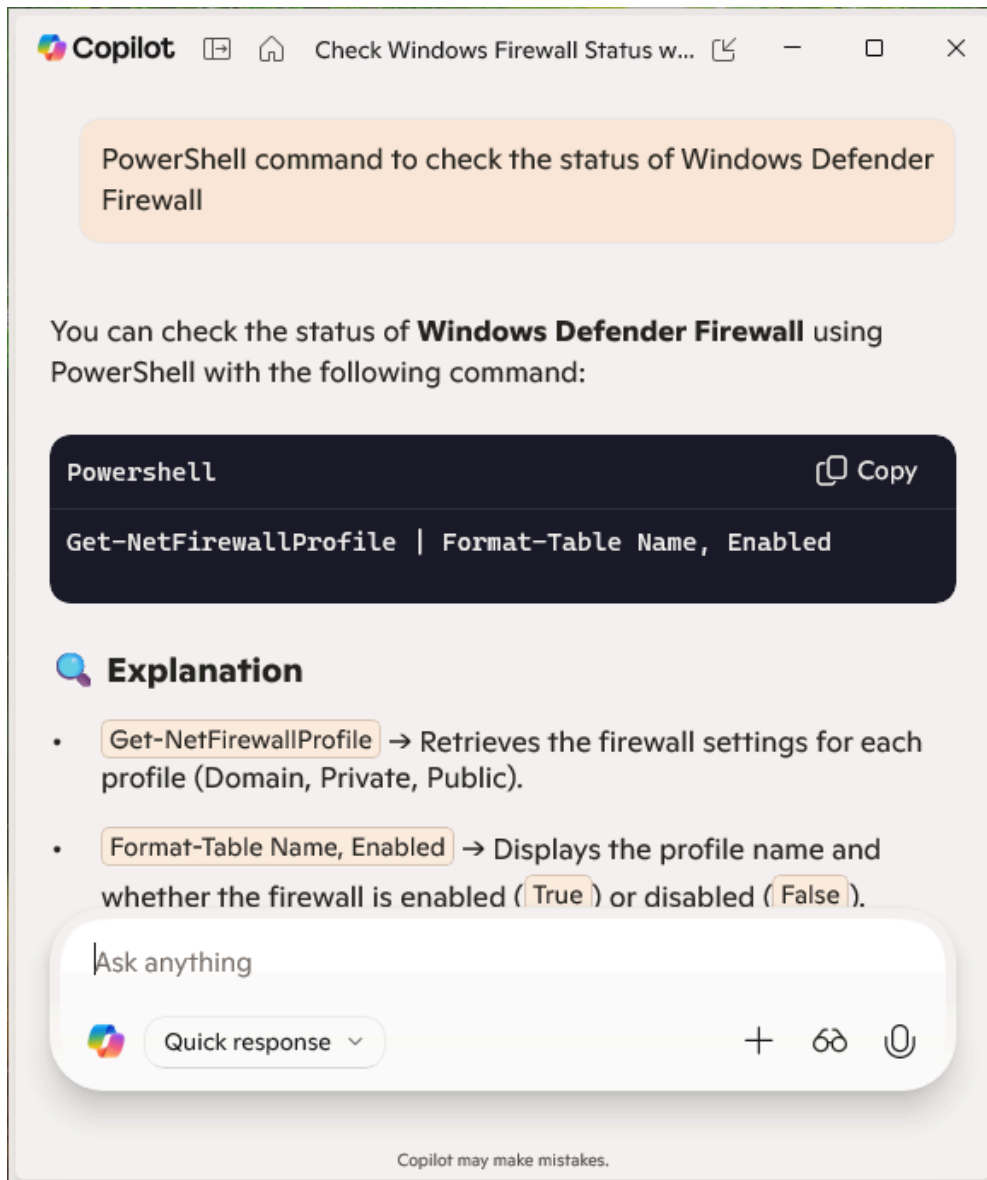
To install an app from the Microsoft Store, you can browse the listings or type its name into the search box. Once you find it, click Install.

The app will then be available from the Start menu.

Using Copilot, Microsoft's AI, is fairly intuitive. You just need to give it the right information.



To answer your manager's request, type a prompt into Copilot with the keywords needed to get a clear answer, for example: "PowerShell command to check the status of Windows Defender Firewall".



If you test the command Copilot gives you, you will see that the three firewall profiles show "True," which means they are enabled.